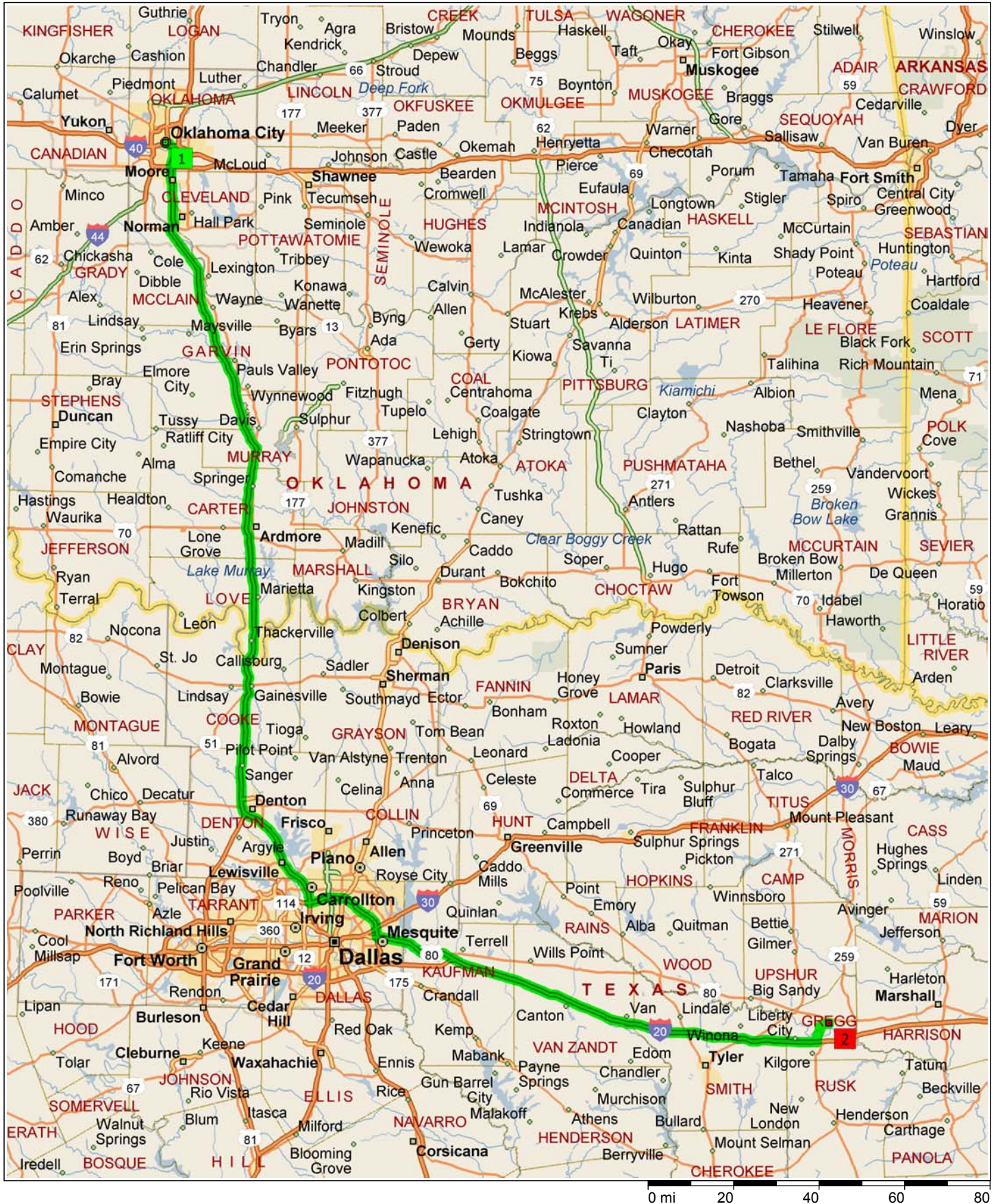


Oklahoma City to 600 Foundry Dr, Longview, TX 75604

328.8 miles; 5 hours, 15 minutes





1
9:00 AM 0.0 mi
Depart Oklahoma City on N Hudson Ave (South) for 0.2 ...



2
9:00 AM 0.2 mi
Turn LEFT (East) onto (NW) ... St for 0.6 mi



3
9:03 AM 0.8 mi
Turn LEFT (North) onto N Walnut Ave for 120 yds



4
9:03 AM 0.8 mi
Turn RIGHT (East) onto Ramp for 0.2 mi towards I-235



5
9:03 AM 1.0 mi
Merge onto I-235 [US-77] (South-East) for 1.2 mi



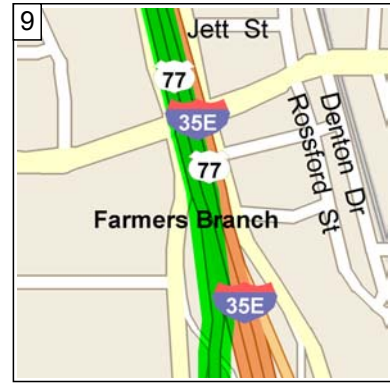
6
9:04 AM 2.2 mi
Continue (South) on I-35 [US-62] for 163.4 mi



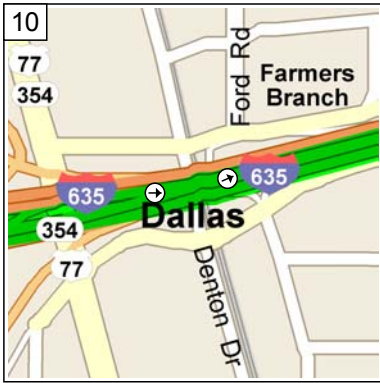
7
11:02 AM 129.2 mi
Entering Texas



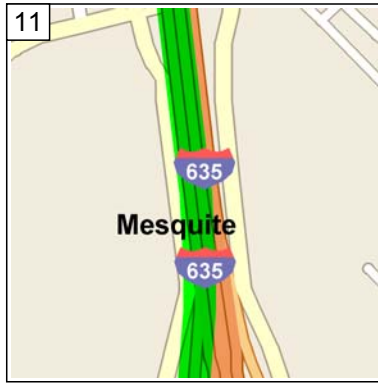
8
11:35 AM 165.6 mi
Continue (South-East) on I-35E [Stemmons Fwy E] for 26.8 mi towards I-35E / Dallas



9
12:00 PM 192.5 mi
Turn off onto Ramp for 1.3 mi towards I-635



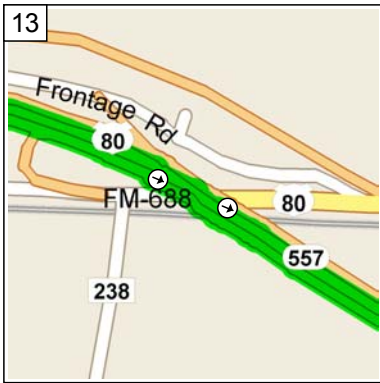
10
12:02 PM 193.8 mi
Merge onto I-635 [Lyndon B Johnson Fwy] (East) for 20.4 mi



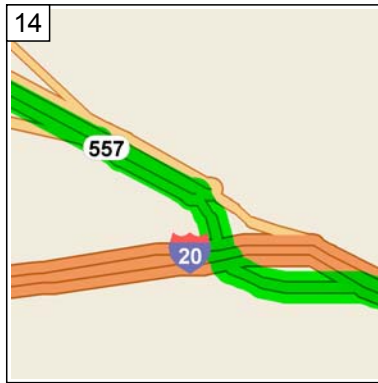
11
12:20 PM 214.1 mi
Turn off onto Ramp for 0.9 mi towards US-80 / Terrell



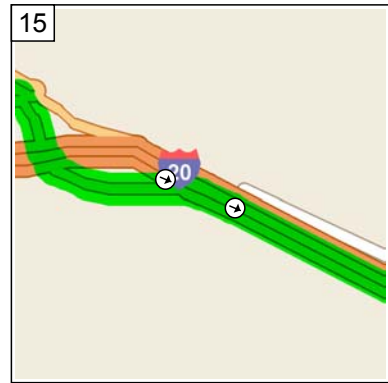
12
12:21 PM 215.0 mi
Continue (East) on US-80 for 16.2 mi



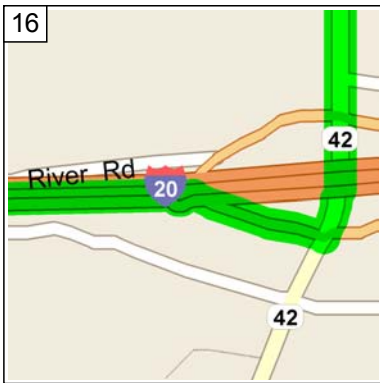
13
12:38 PM 231.2 mi
Continue (East) on SR-557 [Loop 557] for 2.9 mi



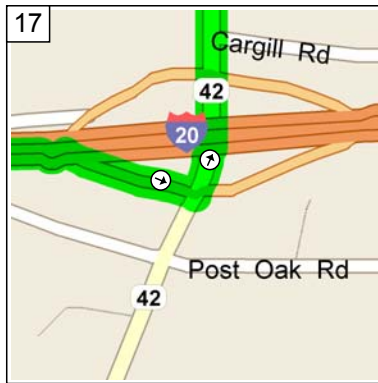
14
12:41 PM 234.1 mi
At SR-557 I-20 Exit, turn off onto Ramp for 0.3 mi



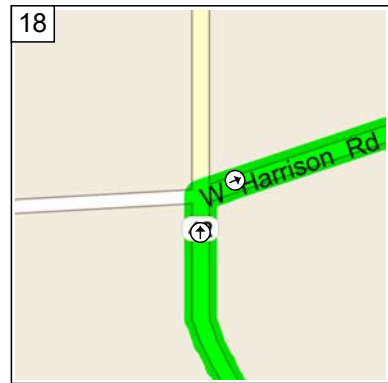
15
12:41 PM 234.4 mi
Merge onto I-20 (East) for 87.9 mi



16
2:02 PM 322.3 mi
At I-20 Exit 587, turn off onto Ramp for 0.2 mi



17
2:02 PM 322.5 mi
Merge onto SR-42 (North) for 3.9 mi



18
2:09 PM 326.3 mi
Turn RIGHT (East) onto W Harrison Rd for 0.7 mi



2:11 PM 327.0 mi
Continue (East) on FM-2206 for 1.3 mi



2:14 PM 328.3 mi
Continue (East) on W Harrison Rd for 0.4 mi



2:15 PM 328.7 mi
Turn LEFT (North) onto Foundry Dr for 0.1 mi



2:15 PM 328.8 mi
Arrive 600 Foundry D...
Longview, TX 75604

9:00 AM	0.0 mi	1 Depart Oklahoma City on N Hudson Ave (South) for 0.2 mi
9:00 AM	0.2 mi	Turn LEFT (East) onto (NW) 4th St for 0.6 ...
9:03 AM	0.8 mi	Turn LEFT (North) onto N Walnut Ave for 120 yds
9:03 AM	0.8 mi	Turn RIGHT (East) onto Ramp for 0.2 mi towards I-2...
9:03 AM	1.0 mi	Merge onto I-235 [US-77] (South-East) for 1.2 mi
9:04 AM	2.2 mi	Continue (South) on I-35 [US-62] for 163.4 mi
11:02 AM	129.2 mi	Entering Texas
11:35 AM	165.6 mi	Continue (South-East) on I-35E [Stemmons Fwy E] for 26.8 mi towards I-35E / Dallas
12:00 PM	192.5 mi	Turn off onto Ramp for 1.3 mi towards I-635
12:02 PM	193.8 mi	Merge onto I-635 [Lyndon B Johnson Fwy] (East) for 20.4 mi
12:20 PM	214.1 mi	Turn off onto Ramp for 0.9 mi towards US-80 / Terr...
12:21 PM	215.0 mi	Continue (East) on US-80 for 16.2 mi
12:38 PM	231.2 mi	Continue (East) on SR-557 [Loop 557] for 2.9 mi
12:41 PM	234.1 mi	At SR-557 I-20 Exit, turn off onto Ramp for 0.3 mi
12:41 PM	234.4 mi	Merge onto I-20 (East) for 87.9 mi
2:02 PM	322.3 mi	At I-20 Exit 587, turn off onto Ramp for 0.2 mi
2:02 PM	322.5 mi	Merge onto SR-42 (North) for 3.9 mi
2:09 PM	326.3 mi	Turn RIGHT (East) onto W Harrison Rd for 0.7 mi
2:11 PM	327.0 mi	Continue (East) on FM-2206 for 1.3 mi
2:14 PM	328.3 mi	Continue (East) on W Harrison Rd for 0.4 ...
2:15 PM	328.7 mi	Turn LEFT (North) onto Foundry Dr for 0.1 mi
2:15 PM	328.8 mi	2 Arrive 600 Foundry Dr, Longview, TX 756...